

Koramamic

 wienerberger

Premium Clay Roof Tiles

Highest Standard, Time-tested Roofs for Remarkable Homes



**Enduring charm,
naturally crafted**
- clay roof tiles with
advanced European
technology

 wienerberger

wienerberger

Koramic Roof Tiles

No.1 Clay Roof Tiles in Europe – Lasting Beauty with Exceptional Performance

- **Best-in-class premium roofing solutions** with most advanced technical designs
- Known for their **superior quality and enduring elegance** with **outstanding longevity**
- **Made from 100% natural clay**, provide green and sustainable choice for eco-conscious individuals
- **European craftsmanship** blended with cutting-edge innovation
- **Built to withstand the harshest elements**, retain their charm and functionality for generations
- Unique, futuristic and contemporary designs **available in myriad of colours, profiles & finishes**

Alegra 10

Actua 10

Mondo 11

Madura

Prima





Alegra 10


Alegra 10 is a premium large-format clay roof tile, engineered for modern roofing needs. Its clean lines and wide profile offer a sleek, contemporary aesthetic. Fewer tiles per square metre mean faster installation and lower costs. Precision interlocking edges ensure excellent weather resistance and stability. Crafted from high-quality natural clay, it promises durability and long-term colour retention. Perfect for both modern homes and classic builds seeking a refined finish.

Technical Information

Specification	Details
Dimensions	470 mm x 300 mm
Tiles per sqmtr	10.6
Batten spacing	330-375 mm
Weight per tile	4.2 kg
Minimum Roof Pitch	18 degree

Key Features

- Top edge of large displacement range from 330 mm to 375 mm.
- Simple division into the roof renovation and new construction.
- Variable batten spacing.



Natural Red



Red Engobe



Copper Brown



Noble Black



Noble Brown



Platinum Grey

Actua 10

Actua 10 is a flat clay roof tile designed for a sleek, modern architectural look. Its sharp-edged, minimalist profile creates a clean and contemporary roofline. Perfectly flat and precisely shaped, it offers uniformity across large surfaces. The interlocking system ensures high wind and water resistance. Crafted from premium natural clay, it delivers colour stability and long-term durability. Ideal for urban homes, villas, and modern builds seeking a refined finish.

Technical Information

Specification	Details
Dimensions	474 mm x 285 mm
Tiles per Sqmtr	10.5 no's
Batten Spacing	342-385 mm
Weight per tile	4.5 kg
Minimum roof pitch	25 degree

75 mm variable Spacing

Key Features

- Crisp, clean lines of modern architecture
- Simple division by large sliding roof area
- Modern color spectrum
- Variable batten spacing



Red Engobe



Noble Graphite



Noble Black



Actua Grey



Mondo 11

Mondo 11 is a large-format clay roof tile that combines efficiency with classic form. Its gently curved profile offers a timeless Mediterranean aesthetic. Larger dimensions ensure faster coverage with fewer tiles per square metre. The deep interlock design provides excellent protection against wind and rain. Made from premium natural clay, it offers long-lasting colour and strength. Ideal for both heritage-style and contemporary sloped roof designs.

Technical Information

Specification

Details

Tiles required per m² (approx.) 10.9 – 11.5

Weight per tile in kg (approx.) 4.2

Regular roof pitch ≥ 20 degree

Batten Spacing 364 - 384 mm

Key Features

- Elegant, double-depression design for a refined roof look
- Ideal for new builds and renovation projects
- Double sided lock for added safety
- Available in rich & lasting colours
- Weather-resistant with low water absorption



Natural Red



Red Engobe



Copper Brown



Black Engobe

Madura

Madura clay roof tiles bring together heritage styling and durable craftsmanship. Featuring a gently undulating profile, they offer a classic, timeless roof aesthetic. Ideal for traditional architecture, especially in tropical and coastal climates. Designed for strong interlocking and efficient water drainage. Made from high-quality natural clay for colour richness and structural integrity. A trusted choice for homes that value both beauty and long-lasting protection.

Technical Information

Specification	Details
Dimensions	457 mm x 287 mm
Tiles per sqmtr	11.3
Batten Spacing	335 - 370 mm
Weight per tile	3.8kg
Minimum roof pitch	18 degree

Key Features

- The distinct curved "channel" design offers a bold regional aesthetic, perfect for projects that aim to reflect traditional charm with a modern twist.
- The tile's large size and thoughtful contour ensure excellent water drainage and superior sealing performance, even in challenging weather conditions.



Natural Red



Noble Black Engobe



Slate Engobe



Black Glazed



Prima

Prima is a refined flat clay tile that offers a clean, minimalist look. Its smooth surface and sharp lines suit modern and urban architecture. Engineered for precision fit, it ensures excellent weather resistance. Crafted from high-grade clay, it delivers durability with understated elegance.

Technical Information

Specification	Details
Length x Width	474 × 316 mm
Batten Spacing	340 – 380 mm
Effective Cover Width	275 mm
Tiles per m ²	9.5
Tile Weight	approx. ± 4.4 kg

Key Features


- A modern, futuristic appearance with sharp, defined lines
- Angular design creates a dynamic play of light across the surface
- Large format makes it cost-effective and easy to install
- Ideal for low-slope roofs due to its smooth surface, interlocking fit, and deep finish



Natural Red

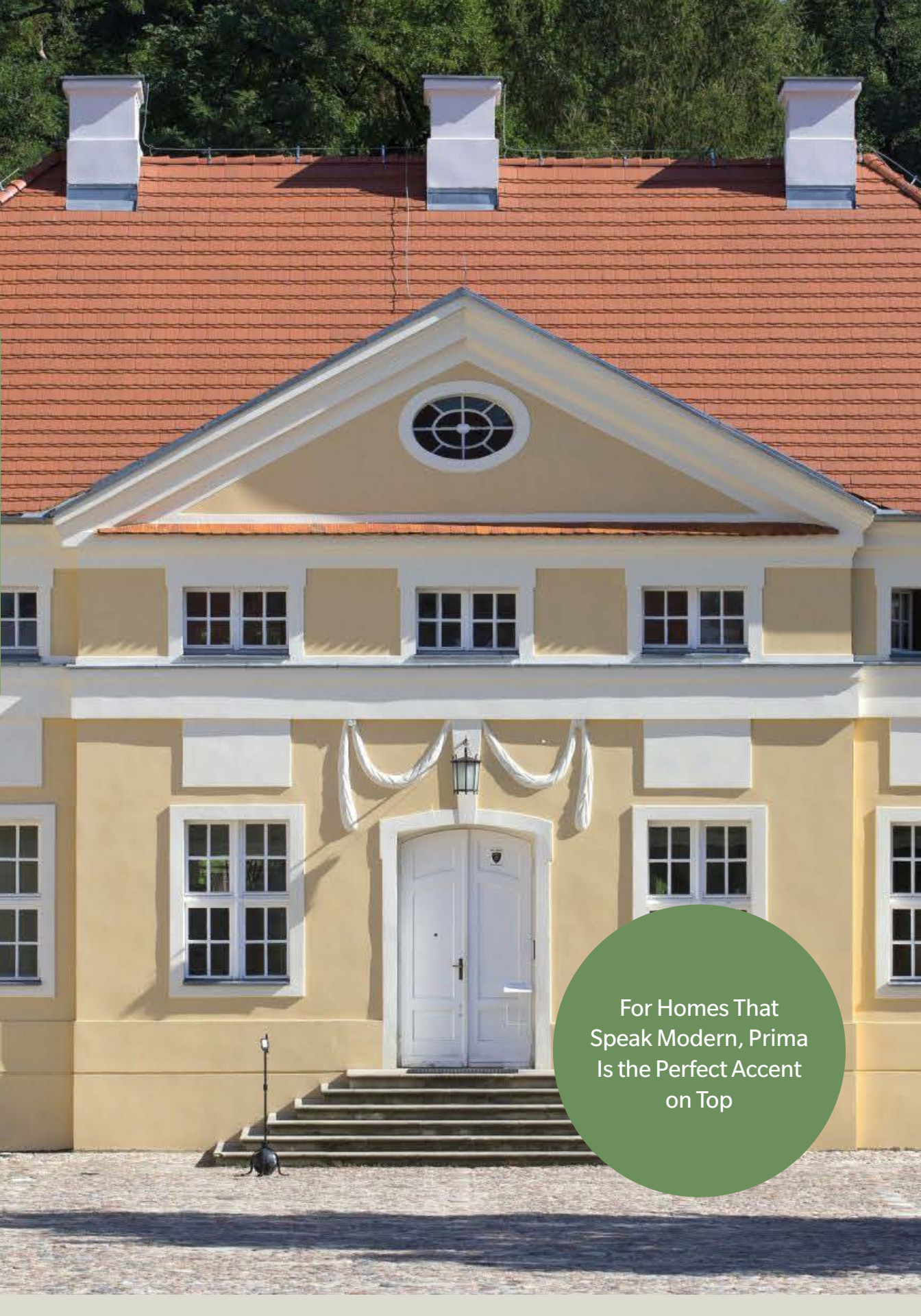


Multiblend



Slate Engobe

Note: As terracotta is a natural material, color variation is inherent. We recommend mixing tiles from multiple pallets during installation to ensure a balanced appearance.



For Homes That
Speak Modern, Prima
Is the Perfect Accent
on Top

Roof Membrane & Vapour Control Layer

PREMIUM Reflex



A high-performance, reflective, and breathable radiant barrier designed for roofs and facades.

This advanced four-layer underlay features a tear-resistant, perforated metallized film combined with an internal breathable membrane. This ensures excellent ventilation and watertightness.

Available with DOUBLE BONDING for enhanced durability.

Specifications:



Mass:
ca. 170 g/m²



Sd Value:
0.07 m



Roll Size:
1.5 m x 50 m

BARRIER Alu



A reflective vapour control layer designed to protect and insulate walls, and attics from moisture.

This functional film regulates vapour transmission either toward the attic or into the interior of the building.

Available with DOUBLE BONDING for added performance.

Specifications:



Mass:
ca. 110 g/m²



Sd Value:
ca. 40 m




Roll Size:
1.5 m x 50 m

Roof Accessories - RIDGE

Koraroll **STANDARD** Ridge Roll

- A high-ventilated, protective tape designed specifically for roof ridges.
- Crafted from aluminum, butyl adhesive, and technical fabric.



Specifications:

Size:
310 mm × 5 m




Box Quantity:
4 rolls



Available RAL Shades:
7021; 8004

Koraroll **PREMIUM** Flex Ridge Roll

- A heavy-duty ridge roll offering enhanced protection and ventilation.
- Made using aluminum, butyl adhesive, and a specialized nonwoven fabric.



Specifications:

Size:
310 mm × 5 m



Box Quantity:
4 rolls



Available RAL Shades:
7021; 8004


Roof Accessories - CHIMNEY

Koraflex **MULTIFLASH**



- A highly durable, watertight, reinforced and elastic EPDM-based sealing tape for strength and elasticity.
- Comes with butyl adhesive for chimney sealing and flashing.

Koraflex **PROFILFLASH ALU**



- Premium sealing tape made of watertight aluminum and butyl adhesive, ideal for chimney flashing and sealing.

Specifications:

↖ ↗ Size:
↙ ↘ **300 mm × 5 m**

 Box Quantity:
1 roll

 Available RAL Shades:
9005; 7021; 8004

Specifications:

↖ ↗ Size:
↙ ↘ **300 mm × 5 m**

 Box Quantity:
1 roll

 Available RAL Shades:
7021; 8004





Roof **WINDOW**

- A premium-quality roof exit window, crafted from wood and aluminum.



Specifications:



Size:
45 × 73 cm



Box Quantity:
1 piece



RAL Shades:
7043

Color Coordination

The window frame and finish can be harmonized with any roof color using Wall Red and Grey.



Wall Red



Grey

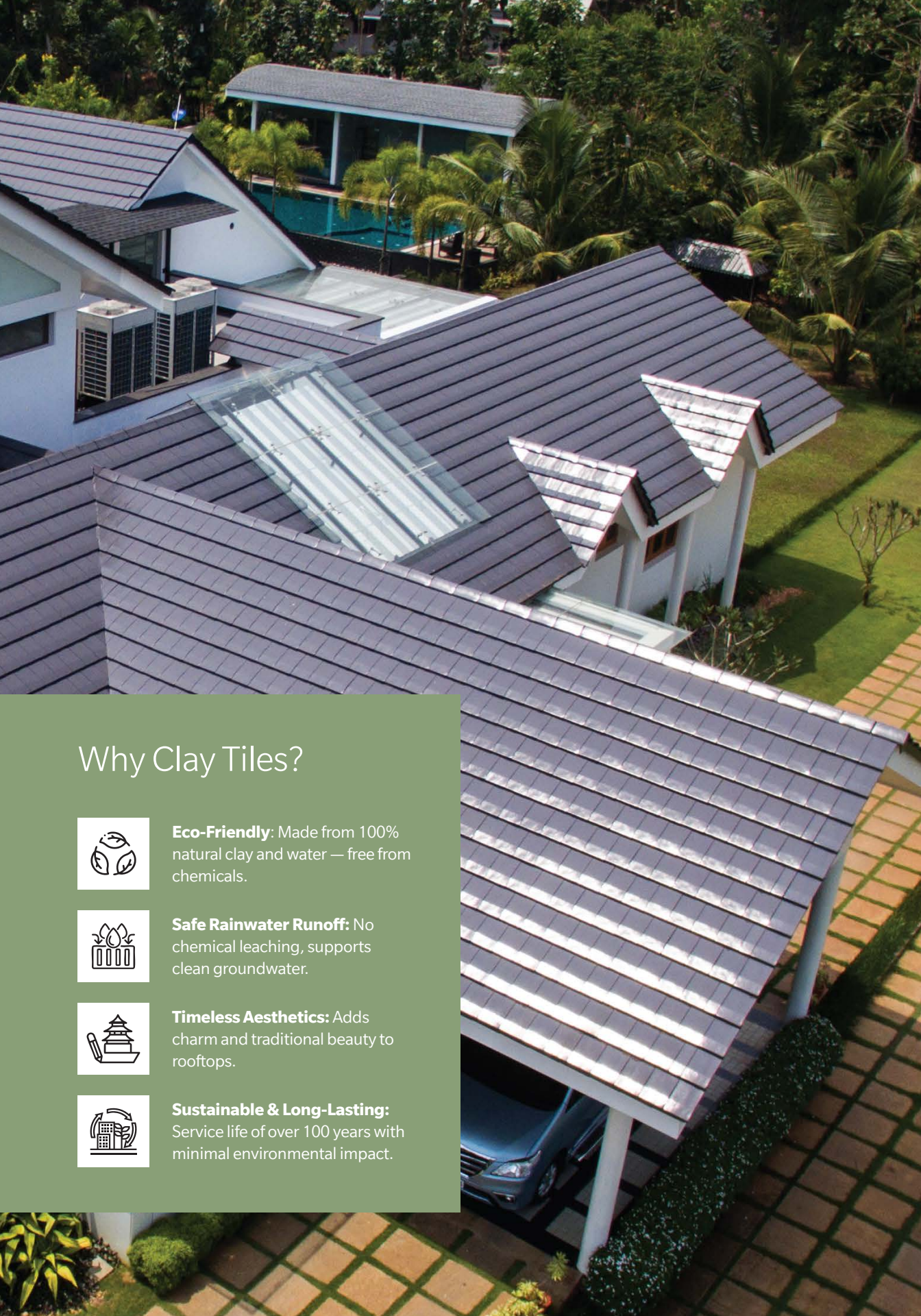


Why Choose Pitched Roofs with Clay Tiles?

Pitched roofs are an ideal choice for independent homes, villas, and resorts due to their structural elegance and practical advantages.

Key Benefits

- **Efficient Water Drainage:** Sloped design prevents water accumulation and leakage.
- **Long-Lasting Durability:** Can last up to 30+ years or more with minimal maintenance.
- **Thermal Comfort:** Provides natural insulation — cooler in summers, warmer in winters.
- **Low Maintenance:** Less prone to frequent repairs compared to flat roofs.



Why Clay Tiles?



Eco-Friendly: Made from 100% natural clay and water — free from chemicals.



Safe Rainwater Runoff: No chemical leaching, supports clean groundwater.



Timeless Aesthetics: Adds charm and traditional beauty to rooftops.



Sustainable & Long-Lasting: Service life of over 100 years with minimal environmental impact.



Crafted from premium natural clay, our roof tiles offer enduring strength and timeless beauty.

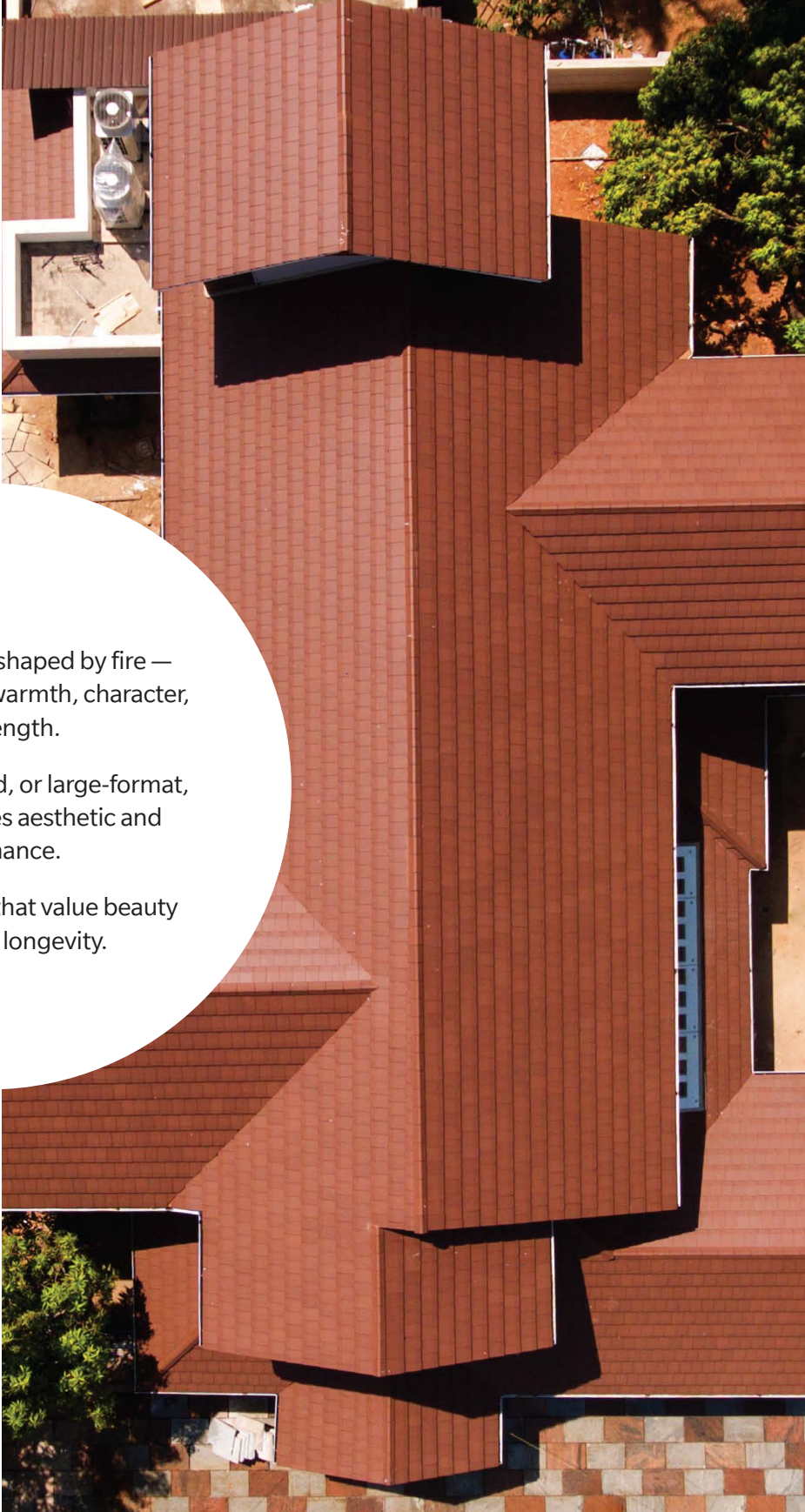
From sleek modern profiles to classic curves, there's a design for every architectural style.

Engineered for performance, designed to elevate every roofline.









Made from earth, shaped by fire —
our clay tiles bring warmth, character,
and strength.

Whether flat, curved, or large-format,
each tile enhances aesthetic and
performance.

Perfect for homes that value beauty
with built-in longevity.





scan to know more

wienerberger

Wienerberger India Private Limited

88/4, Richmond Road, Richmond Town,
Bengaluru, Karnataka - 560 025

+91 80 4149 1682/7

marketing@wienerberger.in

www.wienerberger.in

Brought to you by:

wienerberger, the World leader in Clay building materials

200+ Years | 200 Factories | 28 Countries

wienerberger has become the foremost authority when it comes to natural, sustainable, green building material solution provider. We are headquartered in Vienna, Austria.